



SoluTechnic Adis Ouest
 BP10 Parc d'Activités
 49230 St Germain/Moine
 Tél: 02.41.49.18.30



Fax: 02.41.49.18.39 e.mail: contact@stao-eu.fr Site: www.stao-eu.fr
 Imprimantes - Accessoires - Maintenance - Têtes d'impression
 Rubans Transfert - Etiquettes - Terminaux - Lecteurs

www.stao-eu.fr
contact@stao-eu.fr

TOWA



AP65

LABEL APPLICATOR

No holes or special slits required in liner!
Mech-sensor (exclusive label edge detector)
 mechanically senses label length.

SPARKS OF NEW TECHNOLOGY
 MECHANICAL-SENSOR
 WITH STRIKING NOVELTY

Just set the label roll, and you are ready to go!
 The Mech-Sensor on AP65 adjusts
 the label strokes automatically.



Features;

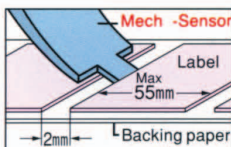
- Mech-Sensor automatically detects leading edge of label, provides accuracy in dispensing.
- Requires no holes or special slits in liner. (exclusive label edge detector, mechanically senses label length)
- Loads fast and easy (easy side loading) ■ Needs no special cartridges, or cassettes.

AP65 LABEL APPLICATOR


SPARKS OF NEW TECHNOLOGY MECH-SENSOR WITH STRIKING NOVELTY

THE LABELLING STROKE IS UP TO 55mm.


No other conventional type label applicators assures proper and exact labelling like the AP65 series of TOWA LABEL APPLICATOR.




The Mech-Sensor adjusts label strokes automatically.



AP65-30



AP65-60




AP65-100

HOW TO USE


1 Open Label Holder, place label roll, push down Bottom Lever to open.



2 Insert label sideways under transparent Label Pressor, turn it back onto Bottom Cover, then close Label Holder.



3 Close Bottom Cover, lock it firmly with Bottom Lever.



4 Cut backing paper, pulling it downwards carefully as arrow indicates.



5 Pull machine toward you at the same speed with gripping motion.



NOTICE

1. Unnecessary to make feedslots on backing paper.
2. Use only die-cut labels. Less than 50µm thickness labels and synthetic paper labels may not be dispensed.
3. The backside form of label roll and blue color backing paper is recommended.
4. A cotton-swab moistended with Etyl-ALCOHOL is recommended to wipe adhesive from Mech-Sensor.

SPECIFICATIONS

MODEL	LABEL SIZE (mm)		MAX. OUTSIDE DIAMETER (mm)
	STROKE	WIDTH	
AP65-30	20-55	20-30	100
AP65-60	20-55	25-60	100
AP65-100	20-55	50-100	100

Please contact us if your shape labels seem difficult to dispense.

*We reserve the right to change specifications without notice for improvement.



SoluTechnic Adis Ouest
BP10 Parc d'Activités
49230 St Germain/Moine
Tél: 02.41.49.18.30



www.stao-eu.fr
contact@stao-eu.fr

Fax: 02.41.49.18.39 e.mail: contact@stao-eu.fr Site: www.stao-eu.fr
Imprimantes - Accessoires - Maintenance - Têtes d'impression
Rubans Transfert - Etiquettes - Terminaux - Lecteurs